

Abseil Post

CODE	ITEM
RA-1046-150	150mm Abseil Post
RA-1046-200	200mm Abseil Post
RA-1046-250	250mm Abseil Post
RA-1046-300	300mm Abseil Post
RA-1046-350	350mm Abseil Post
RA-1046-400	400mm Abseil Post
RA-1046-450	450mm Abseil Post
RA-1046-500	500mm Abseil Post



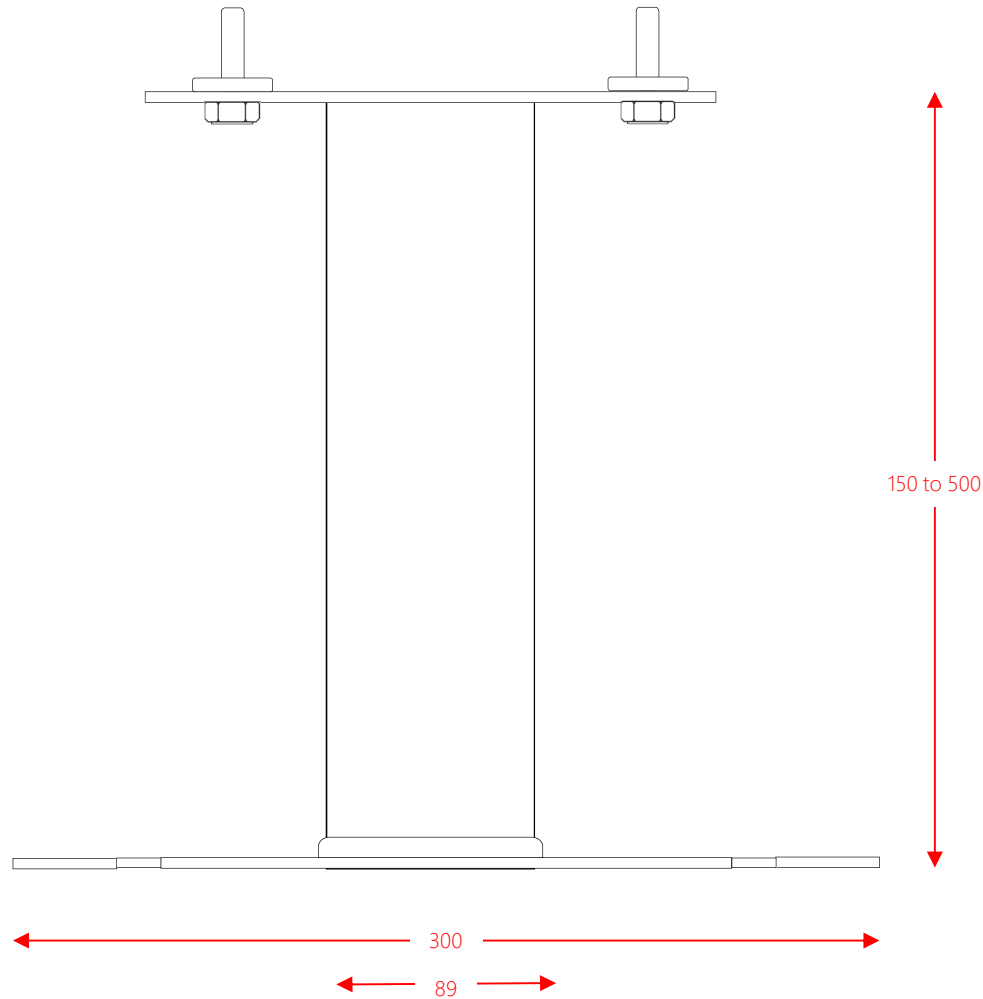
Specifications

Material:	Post	304 Stainless Steel
	Eye	316 Stainless Steel
	Bolt	316 Stainless Steel
	Washers	316 Stainless Steel
Fixings:	M16 requirement, fix to Concrete / Steel	
Fixing Requirement:	15kN	with 2:1 Safety Factor

Abseil Post

Fixing Requirement: 15kN with 2:1 Safety Factor
 Material: 304 Stainless Steel
 Fixings: M16 requirement, fix to concrete

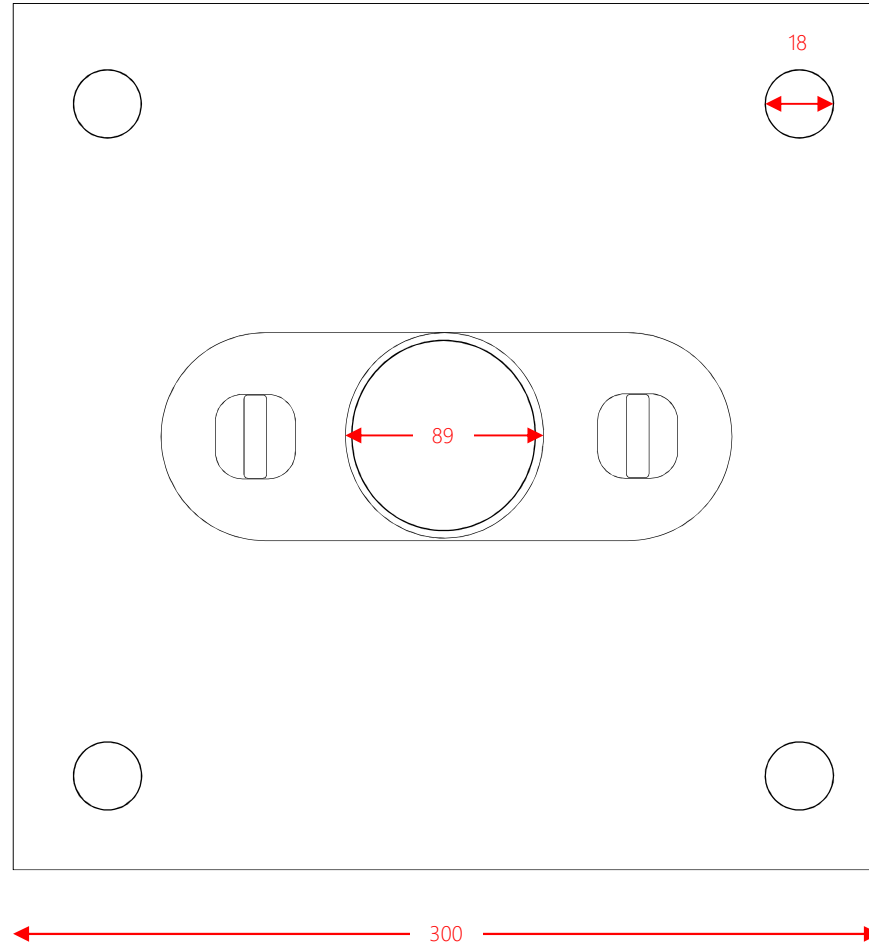
CODE	ITEM
RA-1046-150	150mm Abseil Post
RA-1046-200	200mm Abseil Post
RA-1046-250	250mm Abseil Post
RA-1046-300	300mm Abseil Post
RA-1046-350	350mm Abseil Post
RA-1046-400	400mm Abseil Post
RA-1046-450	450mm Abseil Post
RA-1046-500	500mm Abseil Post



Specifications

Material: Post 304 Stainless Steel
 Eye 316 Stainless Steel
 Bolt 316 Stainless Steel
 Washers 316 Stainless Steel
 Fixings: M16 requirement, fix to Concrete / Steel
 Fixing Requirement: 15kN with 2:1 Safety Factor

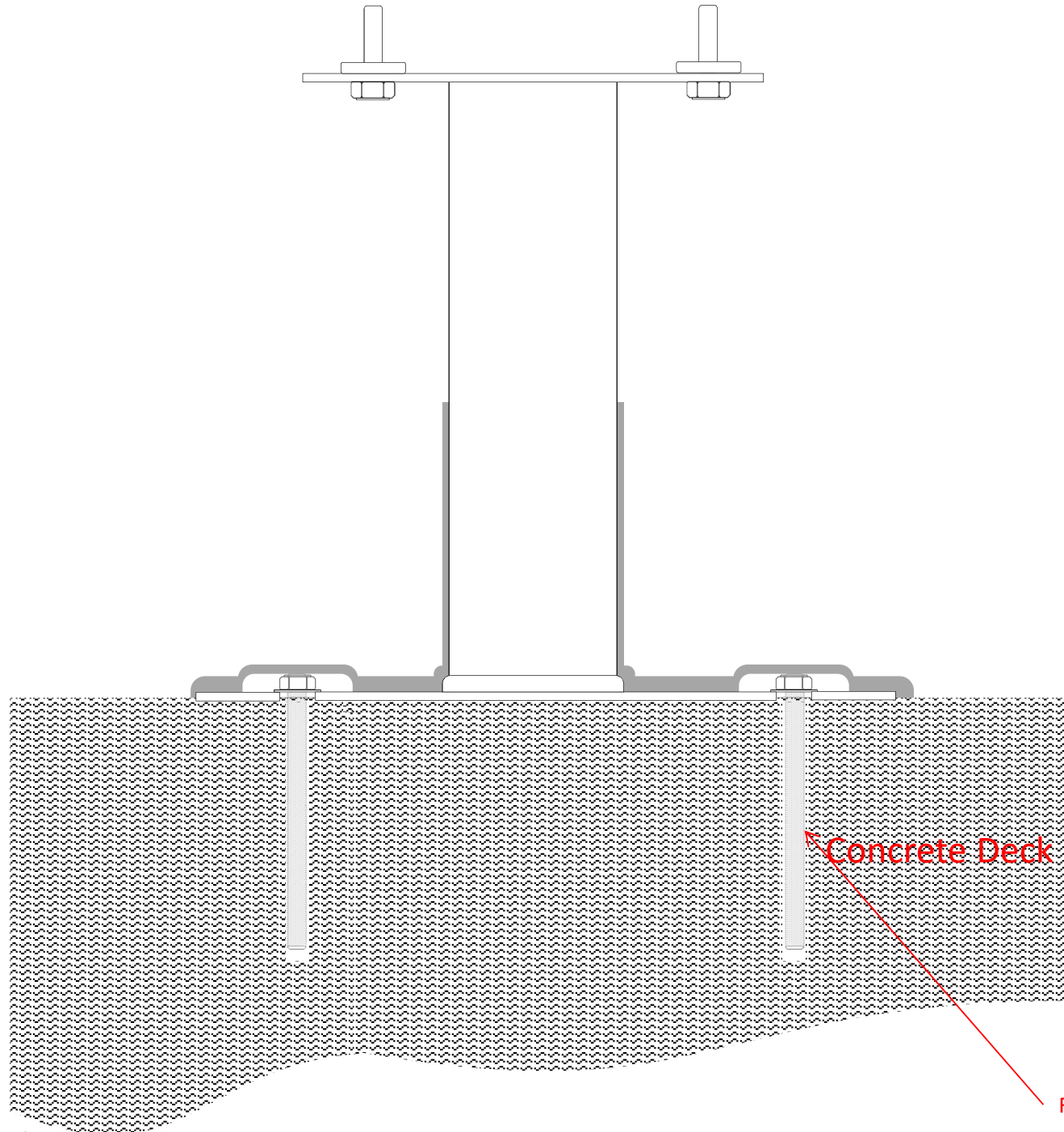
Abseil Post



Specifications

Material:	Post	304 Stainless Steel
	Eye	316 Stainless Steel
	Bolt	316 Stainless Steel
	Washers	316 Stainless Steel
Fixings:	M16 requirement, fix to Concrete / Steel	
Fixing Requirement:	15kN	with 2:1 Safety Factor

Abseil Post



Specifications

Fixing Requirement: 15kN with 2:1 Safety Factor
Material: Post 304 Stainless Steel
Eye 316 Stainless Steel
Bolt 316 Stainless Steel
Washers 316 Stainless Steel

Fixings: M16 requirement, fix to Concrete / Steel